



Lockable toolbox, charger, pump, battery & remote control




Heavy duty hydraulic scissor lift. 45° lift angle




HD quick pull ramps 5'8" long



Adjustable rear spreader gate & barn doors



Twix door locking system

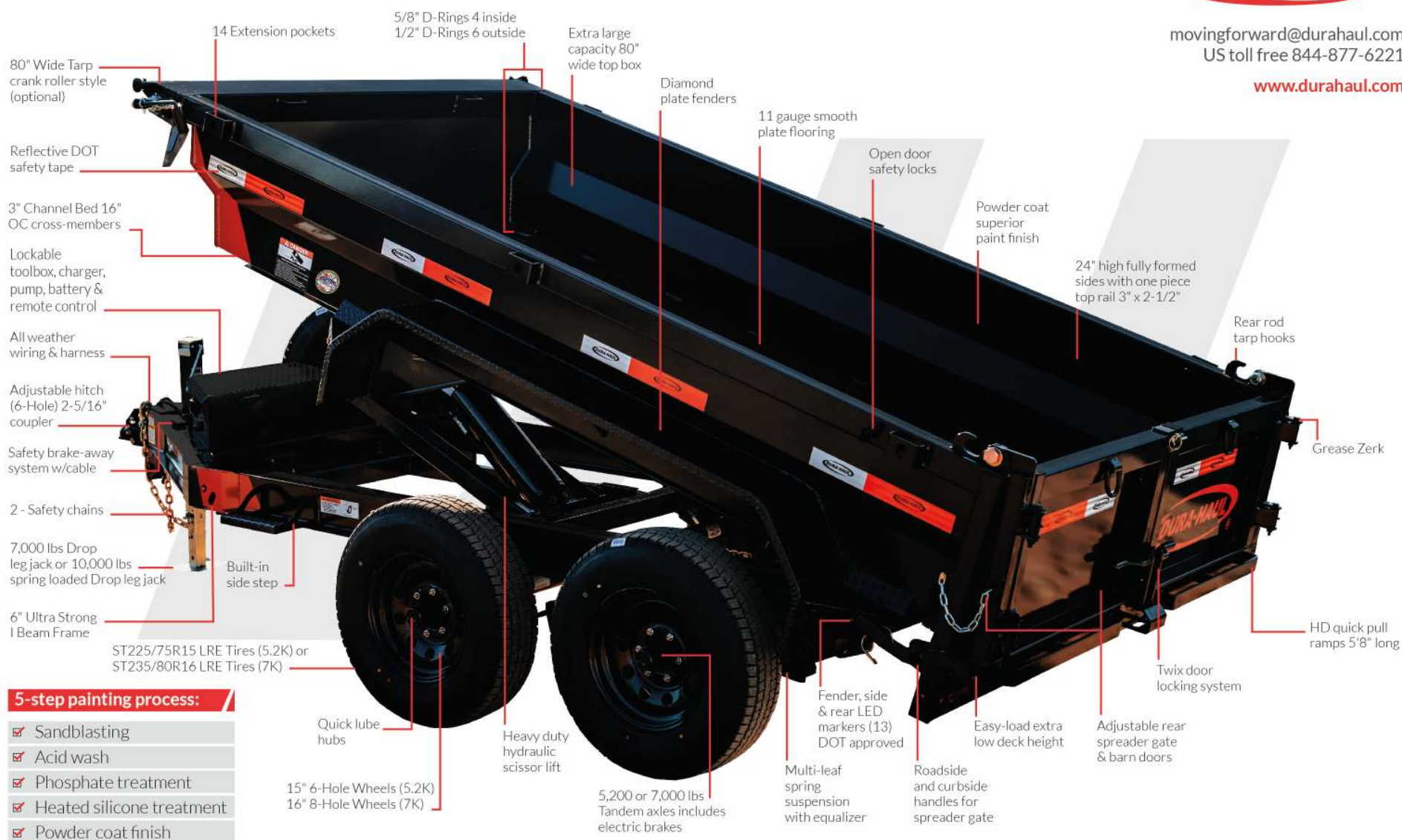


6X12 HEAVY DUTY LOW SIDES BUMPER PULL



movingforward@durahaul.com
US toll free 844-877-6221

www.durahaul.com



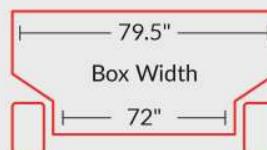
5-step painting process:

- Sandblasting
- Acid wash
- Phosphate treatment
- Heated silicone treatment
- Powder coat finish

Weight
3,680 lbs

Capacity
5.8 yd³

Lift Angle
45°



HAUL WITH THE PROS.

Options, color, and design may vary from model shown.